


Model CA3750

Multi-Voltage High Current Contactor Module



Specifications:

Local control via Activator Button or Wireless RF Control

Operating Temperature Range:
-4°F (-20°C) to 140°F (60°C)

Power Consumption: 6.0W Max

Ratings:

120, 208, 240, 277VAC, 50/60Hz

6600 Watts 30 A Resistive;

5500VA 25 A Inductive;

5540 Watts 20 A @ 277VAC Ballast;

4400 Watts 20 A Tungsten;

3HP @ 220VAC Motor

Enclosure:

NEMA 3R Indoor-Outdoor

Polycarbonate Case.

Connections:

1-Neutral/Line 2, 2-Line 1, 3 & 4

Contact 1, 5 & 6 Contact 2

RF Information:

Minimum Range: 50 ft indoor;

100 ft outdoor

Frequency: 908.42 MHz

Network Information:

Mesh Network - Each line powered node acts as a repeater to route distant signals.

Data Rate: 9600 bits/second

Size: 232 Z-Wave™ Nodes

The CA3750 Multi-Voltage High Current Contactor Module is a Z-wave™ enabled device which is fully compatible with any Z-wave enabled network. Z-wave enabled devices display the Z-wave logo and guarantee connectivity and interoperability between devices. Each node in a Z-wave network is designed to act as a repeater forming a mesh network eliminating radio “dead spots”

Features

- Multiple location ON/OFF control of contactor when used with wireless controls.
- Multi-Voltage power supply 120, 208, 240, or 277 VAC
- Field configurable outputs 2 independently controllable SPST contacts or simultaneous DPST
- Up-front activator switch always operates load, does not require central control system.

⚠ WARNING

- To avoid fire, shock, or death, turn off power at circuit breaker and test that power is off before wiring.
- Read instructions completely before installation and retain for future reference.
- For installation and/or use in accordance with appropriate electrical codes and regulations.
- Consult a qualified electrician for installation and operation.

⚠ CAUTION

- For remote operation, use with Z-Wave compatible control for wireless control from any location.
- Disconnect power when servicing or changing load.
- Use this device only with 75°C rated copper or copper clad wire.

Note: For independent channel control requires presence of InTouch™ Server (CA5500B or other).

INSTALLATION

1. WARNING: TO AVOID FIRE, SHOCK, OR DEATH, TURN OFF POWER AT CIRCUIT BREAKER AND TEST THAT POWER IS OFF BEFORE WIRING.

2. Follow all local electrical and safety codes, National Electric Code (NEC), as well as Occupational Safety and Health Act (OSHA).

3. If the power disconnect point is out of sight, lock it in the “OFF” position and tag it to prevent unexpected application of power.

4. Move fused jumper to proper source voltage selection 120, 208, 240, or 277 VAC.

5. Set contact selector switch for desired output. (1x DPST or 2x SPST)

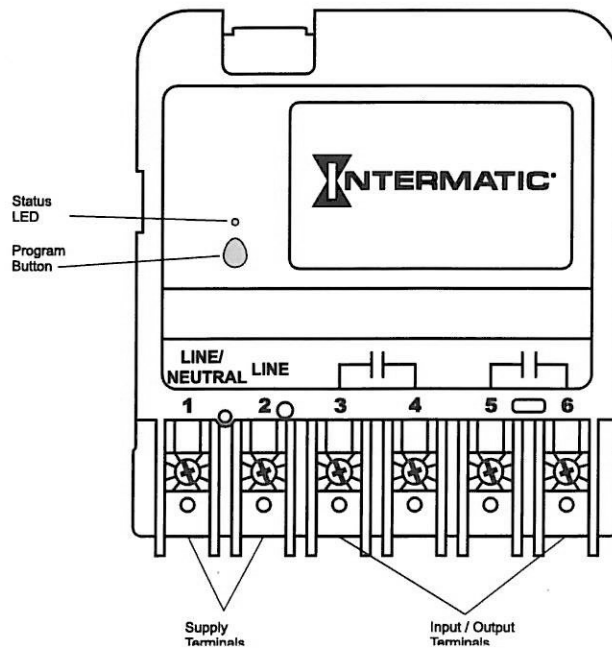
6. Do not exceed the maximum current carrying capacity of this contactor module.

7. Always replace the plastic insulator covering the terminal before turning power “ON”.

8. **Operation:** Press activator button repeatedly to cycle contact operation; 2xSPST Mode: OFF:OFF, ON: OFF:OFF; DPST Mode: OFF:OFF, ON:ON

9. For programming instructions refer to the InTouch Installer & Users Guide (158CA12789).

Note: Indicator LED will flash RED until device is included into a Z-Wave network.



FCC STATEMENT OF COMPLIANCE

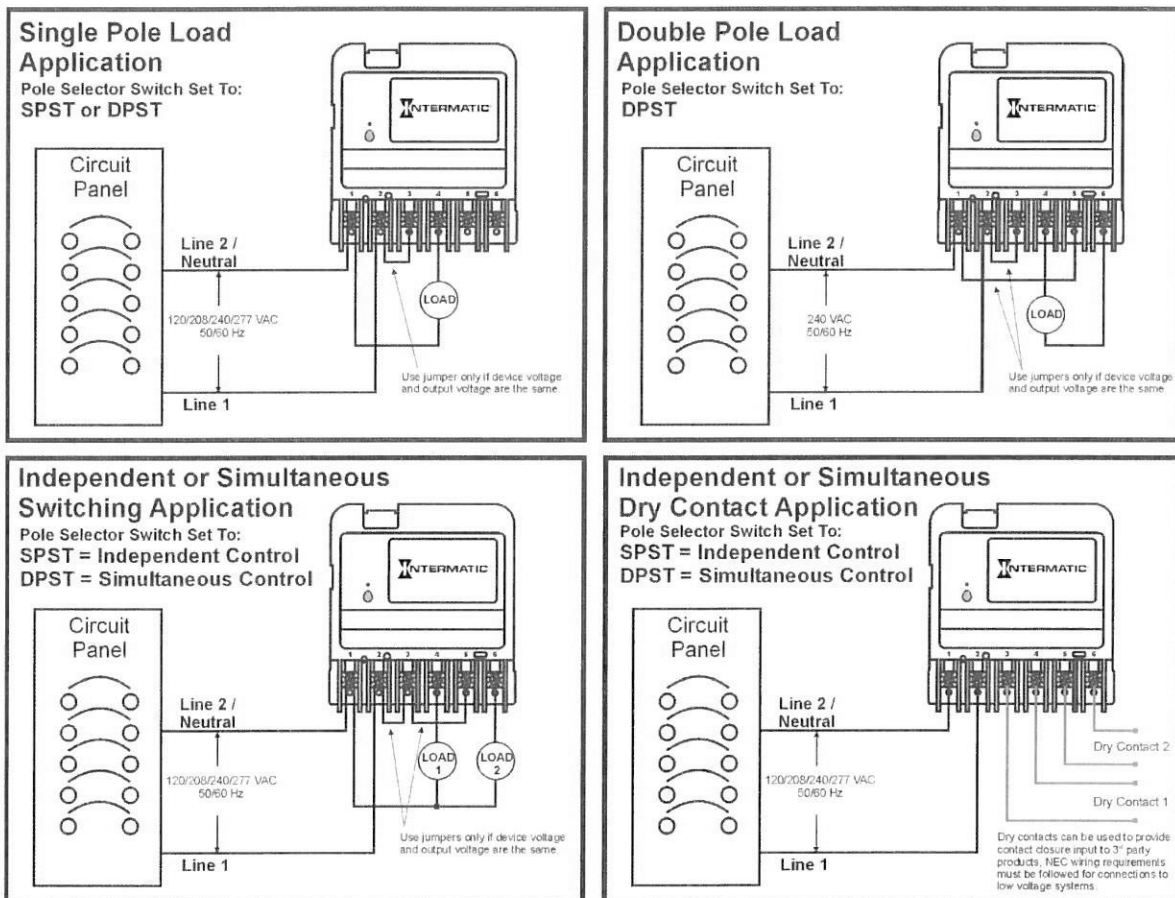
This device complies with part 15 of the FCC rules. Operation of this device is subject to the following two conditions:

- (1) This device may not cause harmful interference, and
- (2) This device must accept any interference, including interference that may cause undesired operation.

NOTE: This equipment has been tested and found to comply with the limits for a Class B digital device, pursuant to Part 15 of the FCC Rules. These limits are designed to provide reasonable protection against harmful interference in a residential installation. This equipment generates, uses and can radiate radio frequency energy and, if not installed and used in accordance with the instructions, may cause harmful interference to radio communications. However, there is no guarantee that interference will not occur in a particular installation. If this equipment does cause harmful interference to radio or television reception, which can be determined by turning the equipment off and on, the user is encouraged to try to correct the interference by one or more of the following measures:

- Reorient or relocate the receiving antenna or device.
- Increase the separation between the equipment and receiver.
- Connect the equipment into an outlet on a circuit different from that to which the receiver is connected.
- Consult the dealer or an experienced radio/TV technician for help.

WARNING! Changes or modifications not expressly approved by Intermatic Inc. could void the user's authority to operate the equipment.



LIMITED TEN YEAR WARRANTY

If within ten (10) years from date of purchase, this product fails due to a defect in material or workmanship, Intermatic Incorporated will repair or replace, at its sole option. This warranty applies only to the original purchaser and is not transferable. This warranty excludes and this is disclaimed liability for labor for removal of this product or reinstallation. The warranty does not apply to: (a) damage caused by accident, abuse, mishandling, dropping, acts of God, or any negligent use; (b) units which have been subject to unauthorized repair, opened taken apart, or otherwise modified; (c) units not used in accordance with directions; (d) damages exceeding the cost of the product. Some states do not allow a limitation of damages, so the foregoing limitation may not apply to you. This warranty gives you specific legal rights and you may have other rights that vary from state to state. **INTERMATIC INCORPORATED WILL NOT BE LIABLE FOR INCIDENTAL OR CONSEQUENTIAL DAMAGES. THIS WARRANTY IS IN LIEU OF ALL OTHER EXPRESS OR IMPLIED WARRANTIES. ALL IMPLIED WARRANTIES, INCLUDING THE WARRANTY OF MERCHANTABILITY AND THE WARRANTY OF FITNESS FOR A PARTICULAR PURPOSE, ARE HEREBY MODIFIED TO EXIST ONLY AS CONTAINED IN THIS LIMITED WARRANTY, AND SHALL BE OF THE SAME DURATION AS THE WARRANTY PERIOD STATED ABOVE.**

This warranty service is available by either (a) returning the product to the dealer from whom the unit was purchased, or (b) mailing the product, along with proof of purchase, postage prepaid to the authorized service center listed below. This warranty is made by: Intermatic Incorporated, After Sales Service 7777 Winn Rd., Spring Grove, Illinois 60081-9698, 815-675-7100 <http://www.intermatic.com> Please be sure to wrap the product securely to avoid shipping damage.