

MODEL: G8045-00

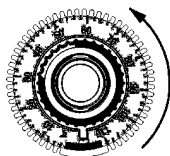
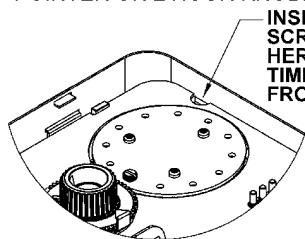
120VAC, 60HZ DEFROST TIME CONTROL

! WARNING RISK OF ELECTRICAL SHOCK OR FIRE

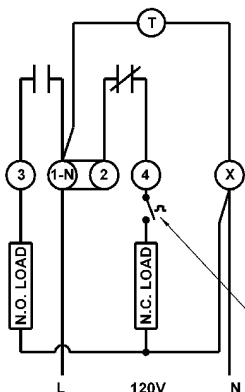
TURN POWER OFF AT MAIN PANEL BEFORE SERVICING THIS SWITCH OR THE EQUIPMENT IT CONTROLS.
USE 75°C COPPER CONDUCTORS ONLY.
REINSTALL SAFETY GUARD AFTER WIRING.
REFER TO INSTALLATION INSTRUCTIONS FOR ADDITIONAL WARNINGS.

OPERATING INSTRUCTIONS:

- 1) PLACE TRIPPERS IN 24 HOUR DIAL AT THE TIME OF DAY THAT THE SWITCH CONTACTS ARE TO BE REVERSE FROM WHAT IS SHOWN IN THE WIRING DIAGRAM.
(NOTICE: LEAVE AT LEAST 1 HOLE BETWEEN EACH ADJACENT TRIPPER)
- 2) SET TIME OF DAY BY TURNING KNOB COUNTER-CLOCKWISE.
- 3) SET DEFROST DURATION BY PUSHING DOWN AND ROTATING POINTER ON 2 HOUR KNOB.



DISCONNECT POWER BEFORE REMOVING TIMER MECHANISM



C 151753 US
UL 873, UL917
CSA 24, CSA 177
REFRIGERATION
CONTROLLER

MAXIMUM CONTACT RATINGS		
40 AMPS	RESISTIVE	120 VAC
2 HP		120 VAC
1000 VA	PILOT DUTY	120 VAC

TIMING MOTOR 120V, 60Hz

THERMOSTAT

INTERMATIC INCORPORATED

7777 WINN RD., SPRING GROVE, IL 60081-9698 USA

MADE IN MEXICO

XXX

15-00688-3